

Linear Models for Classification: Discriminative Learning (Perceptron, SVMs, MaxEnt)

Nathan Schneider
(some slides borrowed from Chris Dyer)
ENLP | 9 February 2022

Outline

- Words, probabilities → Features, weights

previous lecture

- Geometric view: decision boundary

- Perceptron

this lecture

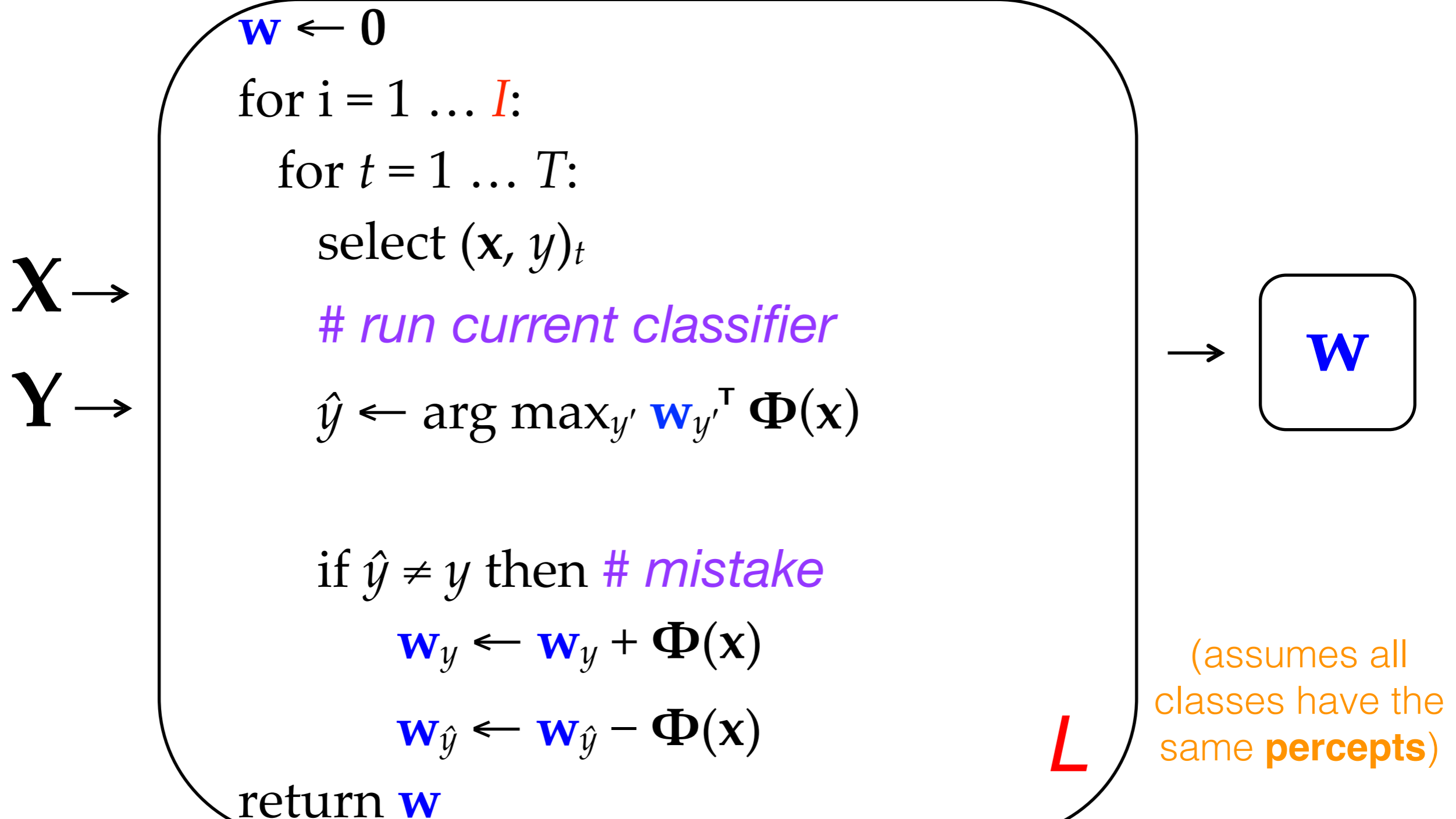
- Generative vs. Discriminative

- More discriminative models: Logistic regression/MaxEnt; SVM

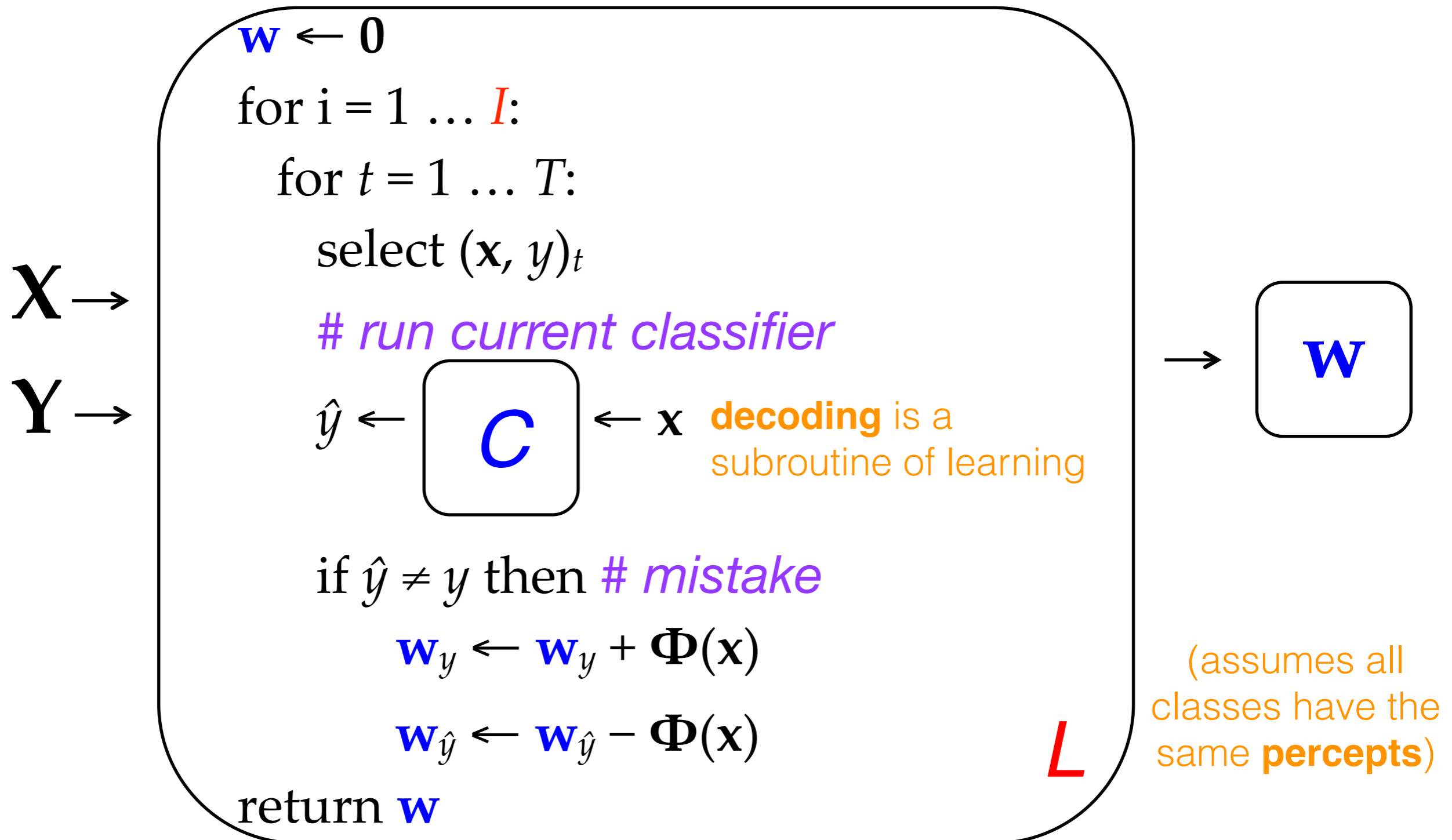
- Loss functions, optimization

- Regularization; sparsity

Perceptron Learner

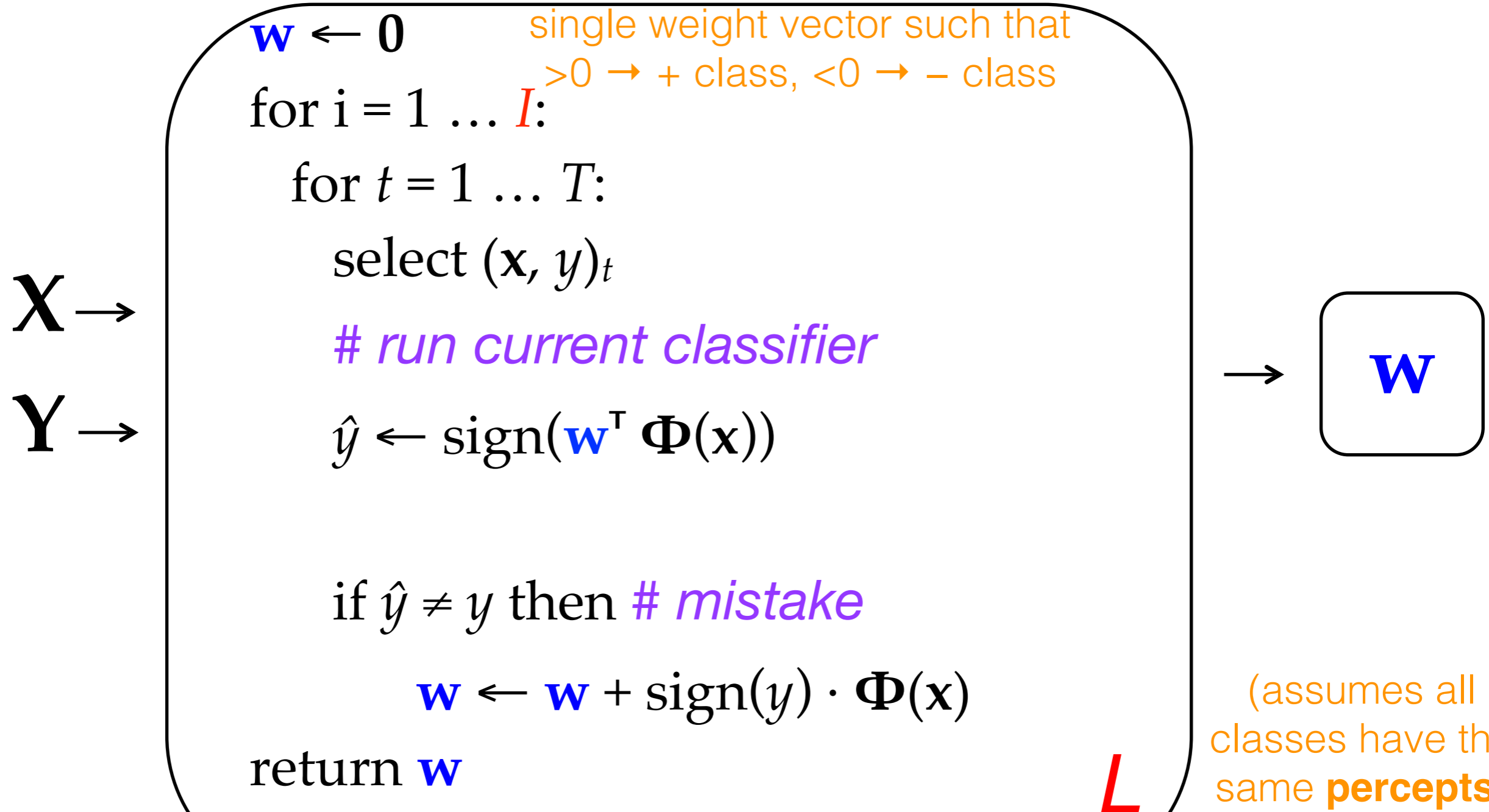


Perceptron Learner

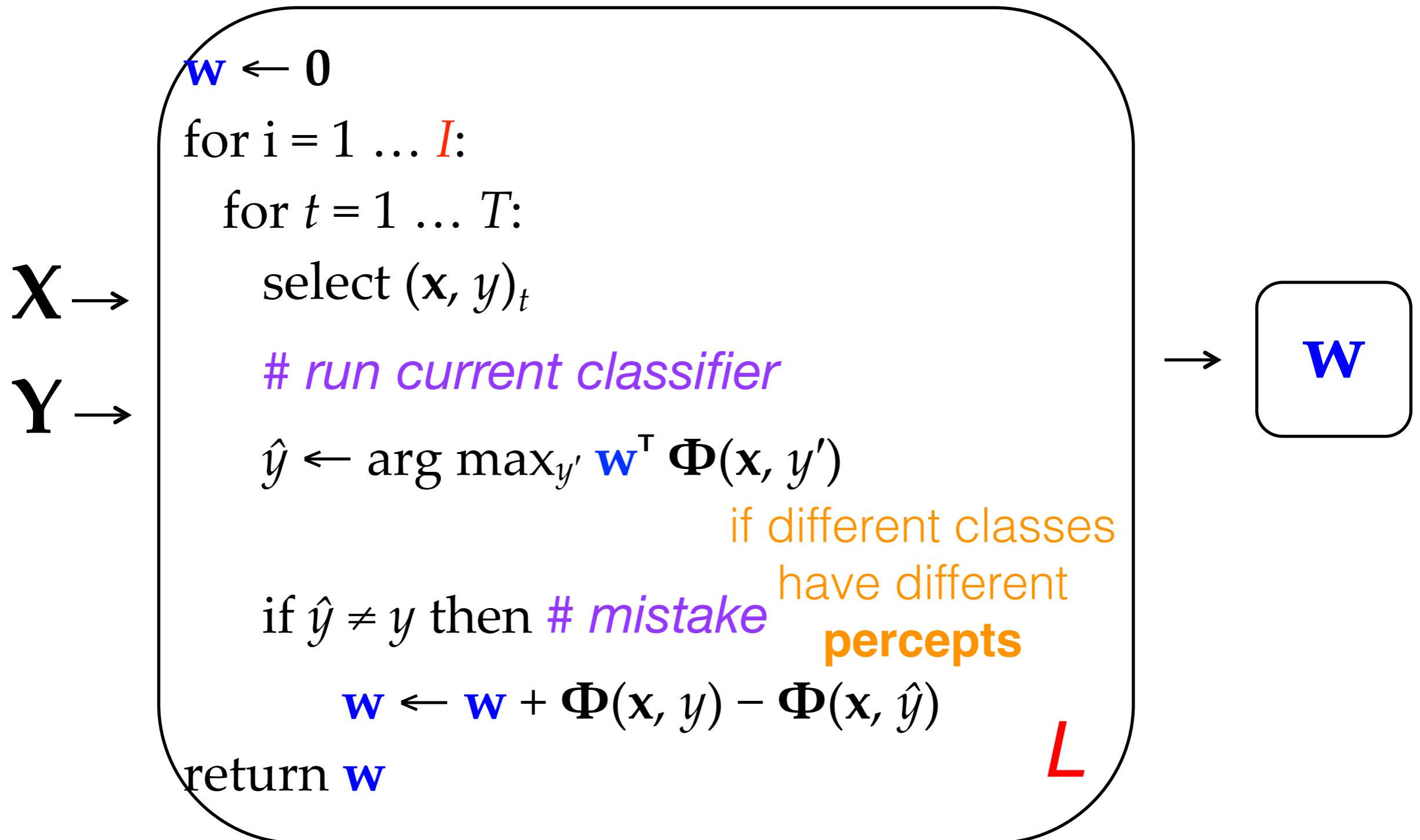


Perceptron Learner

for **binary classification**



Perceptron Learner



work through example on the board

$x_1 = \text{"I thought it was great"}$

$y_1 = +$

$x_2 = \text{"not so great"}$

$y_2 = -$

$x_3 = \text{"good but not great"}$

$y_3 = +$

Perceptron Learner

- **The perceptron doesn't estimate probabilities.** It just adjusts weights up or down until they classify the training data correctly.
 - No assumptions of feature independence necessary! \Rightarrow Better accuracy than NB
- The perceptron is an example of an **online** learning algorithm because it potentially updates its parameters (weights) with each training datapoint.
- Classification, a.k.a. **decoding**, is called with the latest weight vector. Mistakes lead to weight updates.
- One hyperparameter: I , the number of iterations (passes through the training data).
- Often desirable to make several passes over the training data. The number can be tuned. Under certain assumptions, it can be proven that the learner will converge.

Perceptron: Avoiding overfitting

- Like any learning algorithm, the perceptron risks overfitting the training data. Two main techniques to improve generalization:
 - **Averaging:** Keep a copy of each weight vector as it changes, then average all of them to produce the final weight vector. [Daumé chapter](#) has a trick to make this efficient with large numbers of features.
 - **Early stopping:** Tune I by checking held-out accuracy on dev data (or cross-val on train data) after each iteration. If accuracy has ceased to improve, stop training and use the model from iteration $I - 1$.

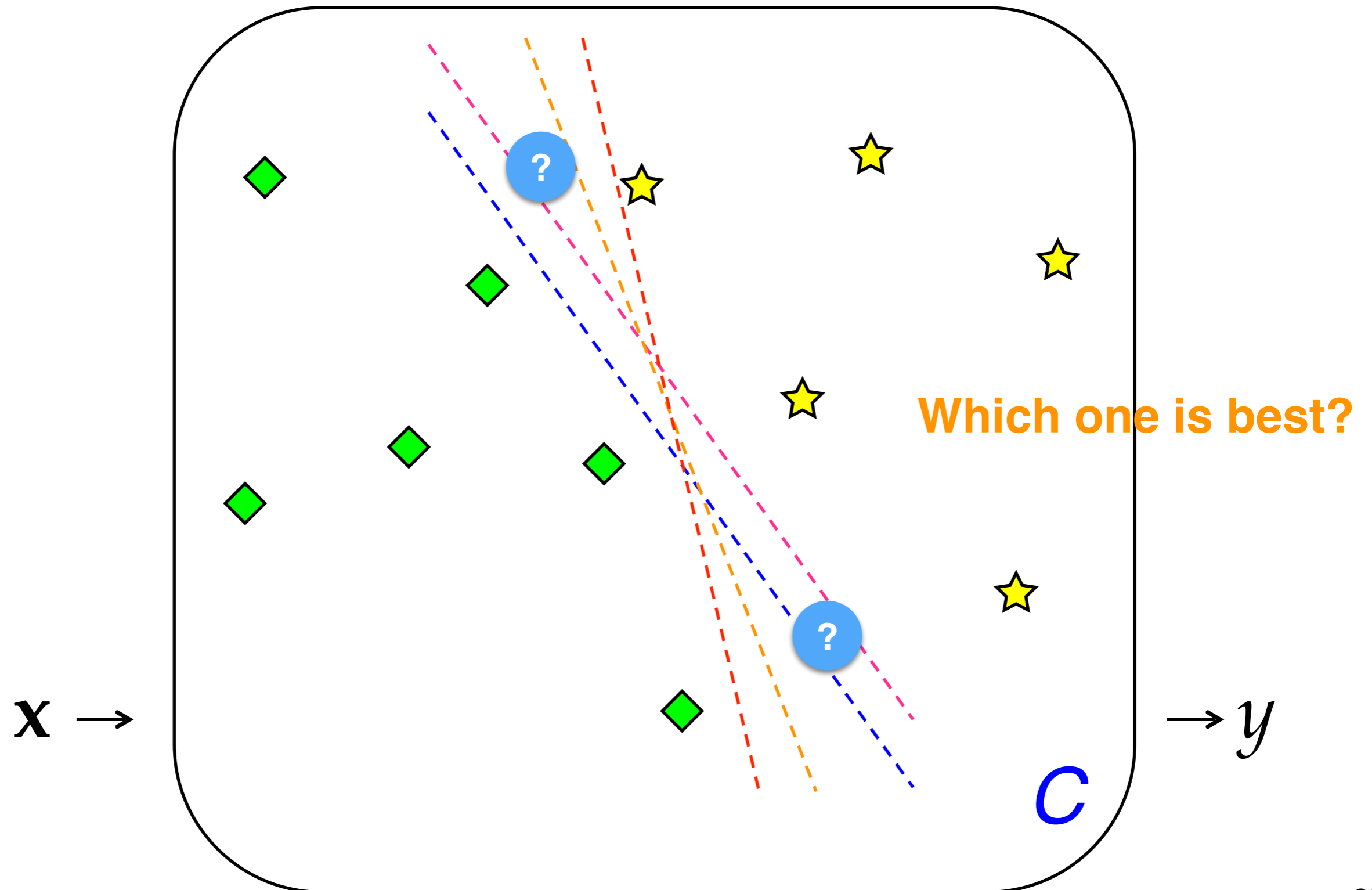
Questions for Discussion

- After running the perceptron to train a binary classifier, a binary feature observed in the training data has a final weight of 0. From this, can you conclude it was observed an equal number of times for the two classes? Why or why not?
- What would be some good features for a **named entity classifier**, where the input is a word in a sentence and the output is one of: {NonName, Person, Org, Location}?

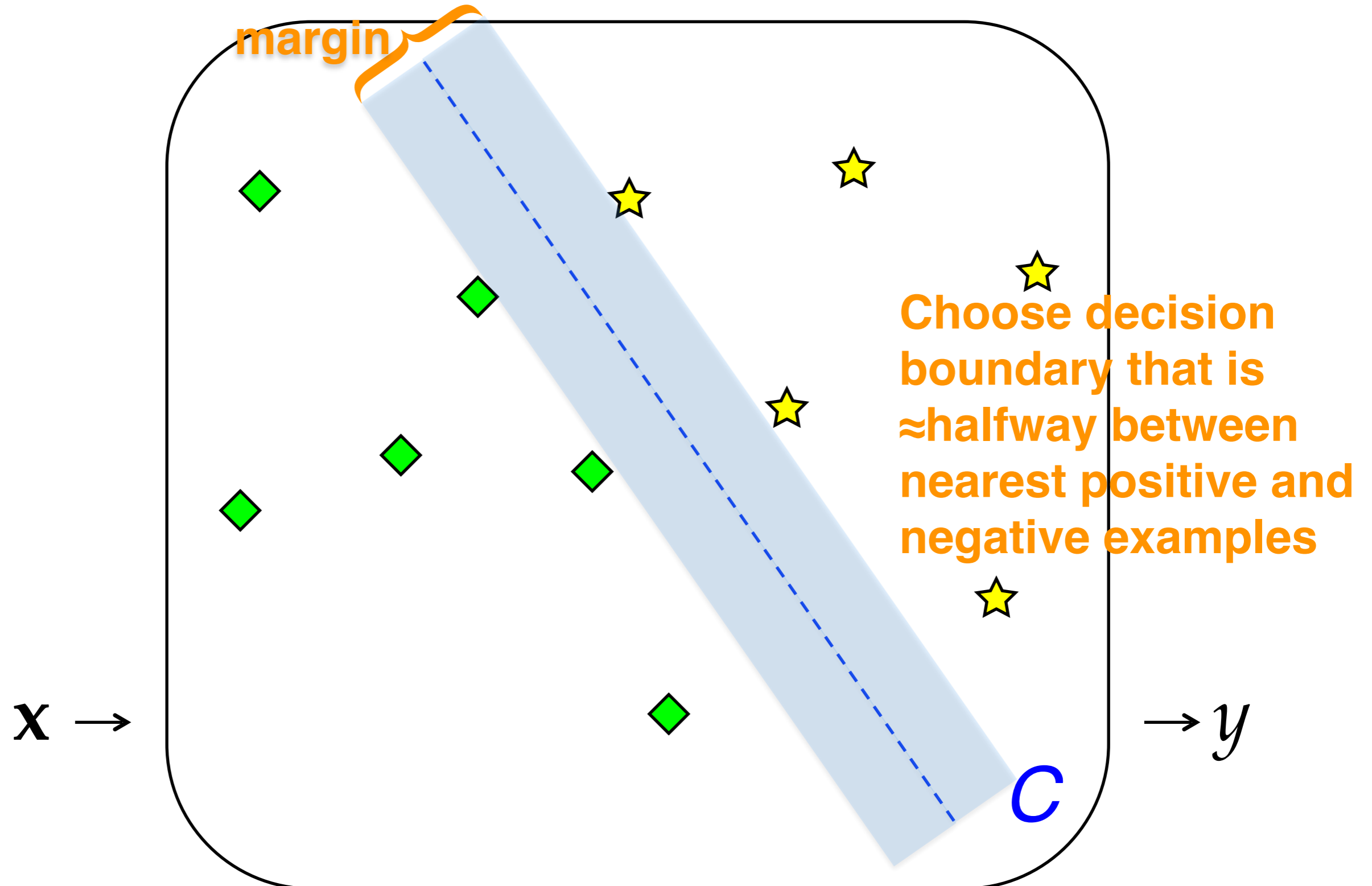
Generative vs. Discriminative

- Naïve Bayes allows us to classify via the **joint probability** of \mathbf{x} and y :
 - $p(y | \mathbf{x}) \propto p(y) \prod_{w \in \mathbf{x}} p(w | y)$
= $p(y) p(\mathbf{x} | y)$ (per the independence assumptions of the model)
= $p(y, \mathbf{x})$ (chain rule)
 - This means the model accounts for BOTH \mathbf{x} and y . From the joint distribution $p(\mathbf{x}, y)$ it is possible to compute $p(\mathbf{x})$ as well as $p(y)$, $p(\mathbf{x} | y)$, and $p(y | \mathbf{x})$.
- NB is called a **generative** model because it assigns probability to linguistic objects (\mathbf{x}). It could be used to generate “likely” language corresponding to some y . (Subject to its naïve modeling assumptions!)
 - (Not to be confused with the “generative” school of linguistics.)
- Some other linear models, including the perceptron, are **discriminative**: they are trained directly to classify given \mathbf{x} , and cannot be used to estimate the probability of \mathbf{x} or generate $\mathbf{x} | y$.

Many possible decision boundaries



Max-Margin Methods (e.g., SVM)



Max-Margin Methods

- **Support Vector Machine (SVM)**: most popular max-margin variant
- Closely related to the perceptron; can be optimized (learned) with a slight tweak to the perceptron algorithm.
- Like perceptron, discriminative, non-probabilistic.

Maximum Entropy (MaxEnt) a.k.a. (Multinomial) Logistic Regression

- What if we want a discriminative classifier with **probabilities**?
 - E.g., need confidence of prediction, or want the full distribution over possible classes
- Wrap the linear score computation ($\mathbf{w}^T \Phi(\mathbf{x}, y')$) in the **softmax** function:
 - $\log p(y | \mathbf{x}) = \log \frac{\exp(\mathbf{w}^T \Phi(\mathbf{x}, y))}{\sum_{y'} \exp(\mathbf{w}^T \Phi(\mathbf{x}, y'))} = \mathbf{w}^T \Phi(\mathbf{x}, y) - \log \sum_{y'} \exp(\mathbf{w}^T \Phi(\mathbf{x}, y'))$

score can be negative; exp(score) is always positive
 - **Binary case:** Denominator = normalization (makes probabilities sum to 1).
Sum over all classes \Rightarrow same for all numerators \Rightarrow can be ignored at classification time.
$$\log p(y=1 | \mathbf{x}) = \log \frac{\exp(\mathbf{w}^T \Phi(\mathbf{x}, y=1))}{\exp(\mathbf{w}^T \Phi(\mathbf{x}, y=1)) + \exp(\mathbf{w}^T \Phi(\mathbf{x}, y=0))}$$
$$= \log \frac{\exp(\mathbf{w}^T \Phi(\mathbf{x}, y=1))}{\exp(\mathbf{w}^T \Phi(\mathbf{x}, y=1)) + 1} \quad (\text{fixing } \mathbf{w}^T \Phi(\mathbf{x}, y=0) = 0)$$
- MaxEnt classifiers are a special case of **MaxEnt** a.k.a. **log-linear models**.
 - Why the term “Maximum Entropy”? See Smith *Linguistic Structure Prediction*, appendix C.

Objectives

- For all linear models, the **classification rule** or **decoding objective** is: $y \leftarrow \arg \max_{y'} \mathbf{w}^T \Phi(\mathbf{x}, y')$
 - Objective function = function for which we want to find the optimum (in this case, the max)
- There is also a **learning objective** for which we want to find the optimal **parameters**. Mathematically, NB, MaxEnt, SVM, and perceptron all optimize different learning objectives.
 - When the learning objective is formulated as a **minimization** problem, it's called a **loss** function.
 - A loss function scores the “badness” of the training data under any possible set of parameters. Learning = choosing the parameters that minimize the badness.

Objectives

- Naïve Bayes learning objective: **joint data likelihood**
 - $\mathbf{p}^* \leftarrow \arg \max_{\mathbf{p}} L_{\text{joint}}(\mathbf{D}; \mathbf{p})$
 $= \arg \max_{\mathbf{p}} \sum_{(\mathbf{x}, y) \in \mathbf{D}} \log \mathbf{p}(\mathbf{x}, y) = \arg \max_{\mathbf{p}} \sum_{(\mathbf{x}, y) \in \mathbf{D}} \log (\mathbf{p}(y)\mathbf{p}(\mathbf{x} | y))$
 - It can be shown that relative frequency estimation (i.e., count and divide, no smoothing) is indeed the maximum likelihood estimate
- MaxEnt learning objective: **conditional log likelihood**
 - $\mathbf{p}^* \leftarrow \arg \max_{\mathbf{p}} L_{\text{cond}}(\mathbf{D}; \mathbf{p})$
 $= \arg \max_{\mathbf{p}} \sum_{(\mathbf{x}, y) \in \mathbf{D}} \log \mathbf{p}(y | \mathbf{x})$
 - $\mathbf{w} \leftarrow \arg \max_{\mathbf{w}} \sum_{(\mathbf{x}, y) \in \mathbf{D}} \mathbf{w}^T \Phi(\mathbf{x}, y) - \log \sum_{y'} \exp(\mathbf{w}^T \Phi(\mathbf{x}, y'))$ [2 slides ago]
 - This has no closed-form solution. Hence, we need an optimization algorithm to try different weight vectors and choose the best one.
 - With thousands or millions of parameters—not uncommon in NLP—it may also overfit.

Objectives

Visualizing different loss functions for binary classification

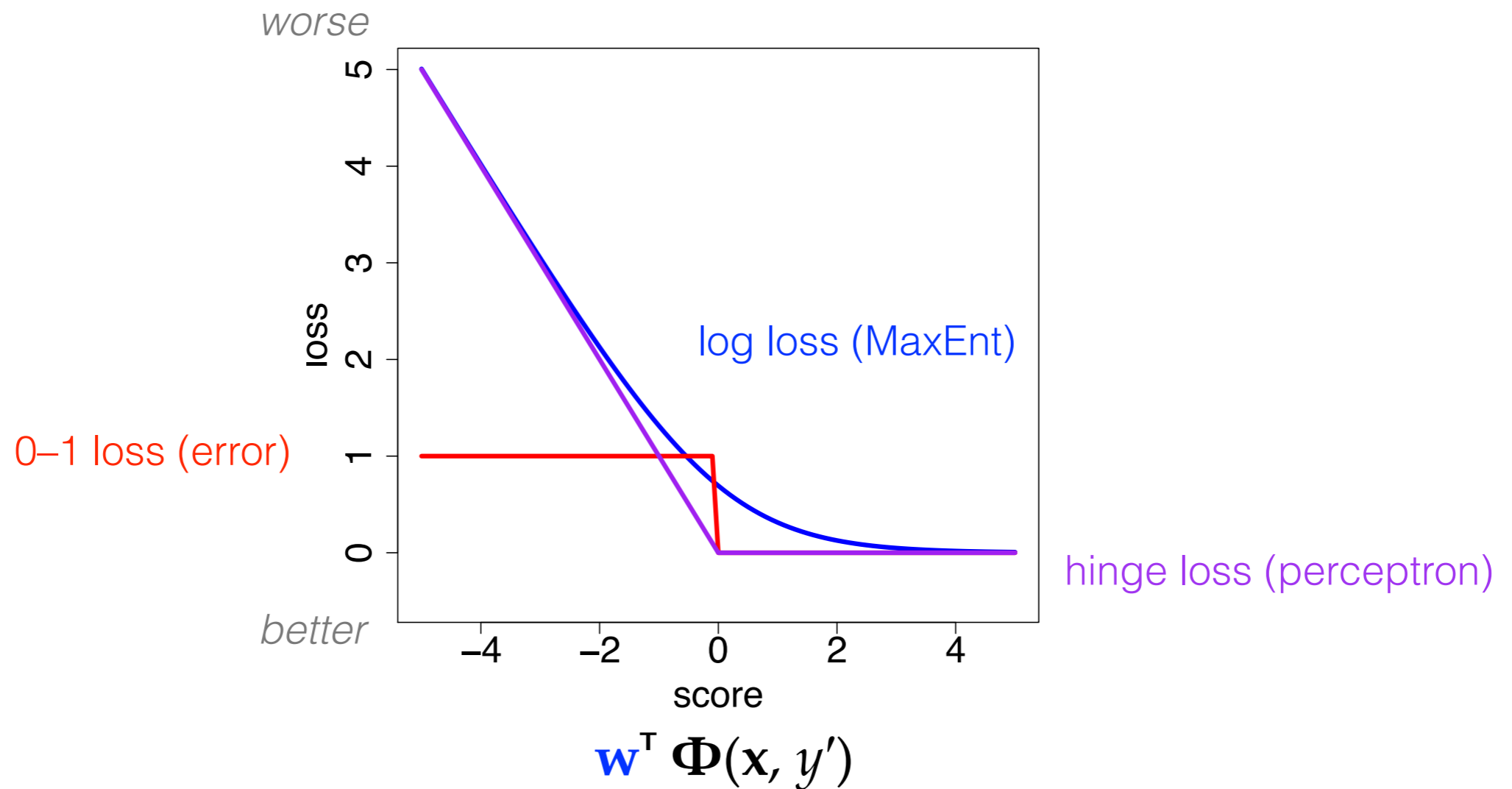


figure from Noah Smith

Objectives

- Why not just penalize error directly if that's how we're going to evaluate our classifier (accuracy)?
 - Error is difficult to optimize! Log loss and hinge loss are easier. Why?
 - * Because they're differentiable.
 - * Can use stochastic (sub)gradient descent (SGD) and other gradient-based optimization algorithms (L-BFGS, AdaGrad, ...). There are freely available software packages that implement these algorithms.
 - * With supervised learning, these loss functions are **convex**: local optimum = global optimum (so in principle the initialization of weights doesn't matter).
 - * The perceptron algorithm can be understood as a special case of subgradient descent on the hinge loss!
- N.B. I haven't explained the math for the hinge loss (perceptron) or the SVM. Or the derivation of gradients. See further reading links if you're interested.

A likelihood surface

Visualizes the likelihood objective (vertical axis) as a function of 2 parameters.
Likelihood = maximization problem. Flip upside down for the loss.

Gradient-based optimizers choose a point on the surface, look at its curvature, and then successively move to better points.

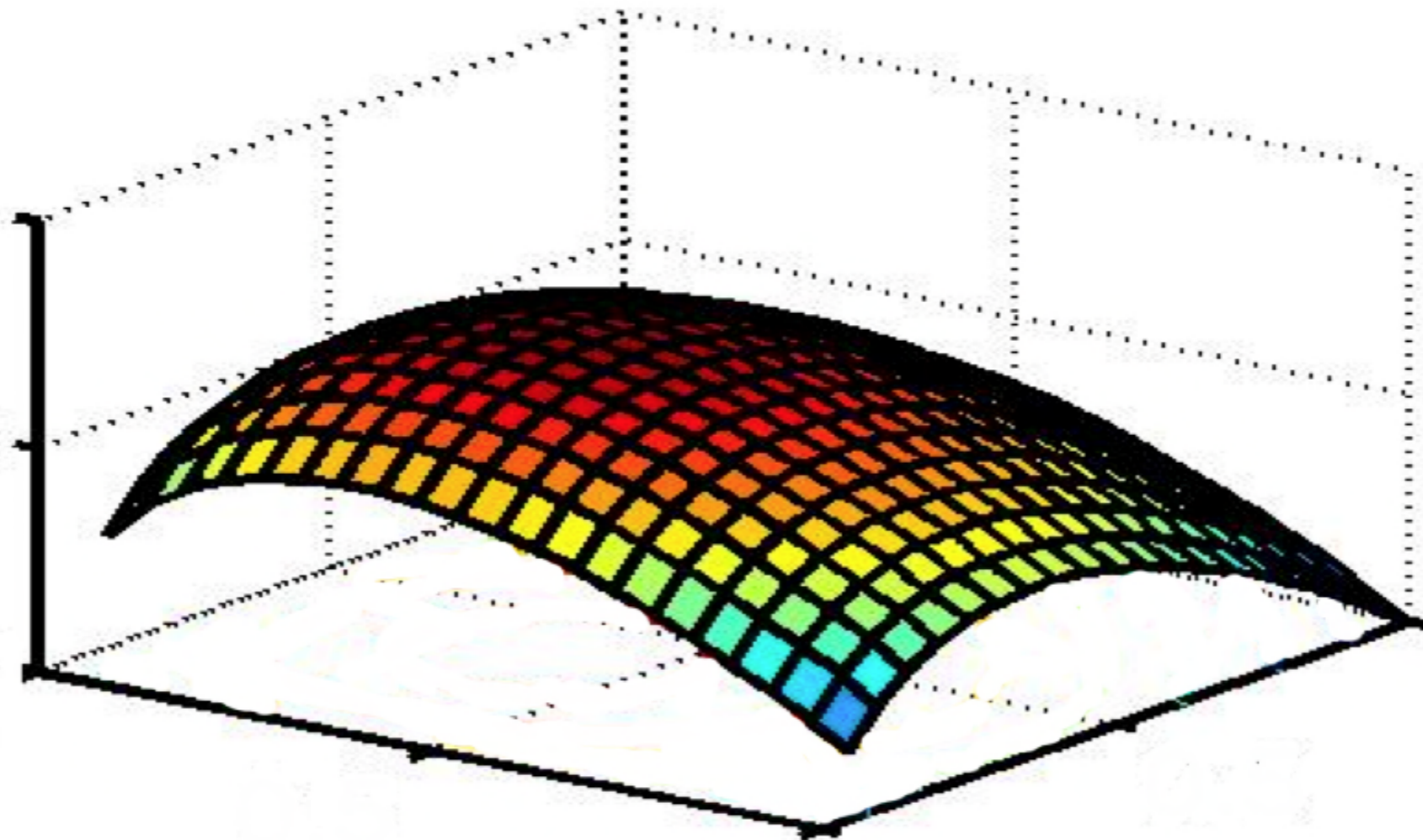


figure from Chris Manning

Regularization

- Better MaxEnt learning objective: **regularized conditional log likelihood**
 - $\mathbf{w}^* \leftarrow \arg \max_{\mathbf{w}} -\lambda R(\mathbf{w}) + \sum_{(\mathbf{x}, y) \in D} \mathbf{w}^T \Phi(\mathbf{x}, y) - \log \sum_{y'} \exp(\mathbf{w}^T \Phi(\mathbf{x}, y'))$
- **To avoid overfitting, the regularization term (“regularizer”) $-\lambda R(\mathbf{w})$ penalizes complex models (i.e., parameter vectors with many large weights).**
 - Close relationship to Bayesian prior (a priori notion of what a “good” model looks like if there is not much training data). Note that the regularizer is a function of the weights only (not the data)!
- In NLP, most popular values of $R(\mathbf{w})$ are the ℓ_1 norm (“Lasso”) and the ℓ_2 norm (“ridge”):
 - $\ell_2 = \|\mathbf{w}\|_2 = (\sum_i w_i^2)^{-1/2}$ encourages most weights to be **small in magnitude**
 - $\ell_1 = \|\mathbf{w}\|_1 = \sum_i |w_i|$ encourages most weights to be **0**
 - λ determines the tradeoff between regularization and data-fitting. Can be tuned on dev data.
- SVM objective also incorporates a regularization term. Perceptron does not (hence, averaging and early stopping).

Sparsity

- ℓ_1 regularization is a way to promote **model sparsity**: many weights are pushed to 0.
 - A vector is sparse if (# **nonzero** parameters) \ll (total # parameters).
 - Intuition: if we define very general feature templates—e.g. one feature per word in the vocabulary—we expect that *most features should not matter* for a particular classification task.
- In NLP, we typically have sparsity in our **feature vectors** as well.
 - E.g., in WSD, all words in the training data but *not* in context of a particular token being classified are effectively 0-valued features.
 - Exception: **dense** word representations popular in recent neural network models (we'll get to this later in the course).
- Sometimes the word “sparsity” or “sparseness” just means “not very much data.”

Summary: Linear Models

$$\text{Classifier: } y \leftarrow \arg \max_{y'} \mathbf{w}^T \Phi(\mathbf{x}, y')$$

	<i>kind of model</i>	<i>loss function</i>	<i>learning algorithm</i>	<i>avoiding overfitting</i>
Naïve Bayes	Probabilistic, generative	Likelihood	Closed-form estimation	Smoothing
Logistic regression (MaxEnt)	Probabilistic, discriminative	Conditional likelihood	Optimization	Regularization penalty
Perceptron	Non-probabilistic, discriminative	Hinge	Optimization	Averaging; Early stopping
SVM (linear kernel)	Non-probabilistic, discriminative	Max-margin	Optimization	Regularization penalty

Take-home points

- Feature-based linear classifiers are helpful for NLP tasks where interpretability is important.
 - You define the features, an algorithm chooses the weights. Some classifiers then exponentiate and normalize to give probabilities.
 - More features \Rightarrow more flexibility, also more risk of overfitting. Because we work with large vocabularies, not uncommon to have millions of features.
- Learning objective/loss functions formalize training as choosing parameters to optimize a function.
 - Some model **both** the language and the class (generative); some directly model the class *conditioned on* the language (discriminative).
 - In general: **Generative** \Rightarrow training is cheaper, but lower accuracy.
Discriminative \Rightarrow higher accuracy with sufficient training data and computation (optimization).
- Some models, like naïve Bayes, have a closed-form solution for parameters. Learning is cheap!
- Other models require fancier optimization algorithms that may iterate multiple times over the data, adjusting parameters until convergence (or some other stopping criterion).
 - The advantage: fewer modeling assumptions. Weights can be interdependent.

Which linear classifier to use?

- Fast and simple: **naïve Bayes**
- Very accurate, still simple: **perceptron**
- Very accurate, probabilistic, more complicated to implement: **MaxEnt**
- Potentially best accuracy, more complicated to implement: **SVM**
- All of these: watch out for overfitting!
- Check the web for free and fast implementations, e.g. scikit-learn, SVM^{light}
- Later in the course, we'll also see **nonlinear** models (neural networks)

Evaluation

- How to interpret classifier performance?
 - Tuning hyperparameters; overfitting vs. underfitting
 - Feature ablations: remove (or add) features and compare accuracy
 - Majority baseline: always predict the most frequent class in the **training** data

Further Reading: Basics & Examples

- **Manning:** features in linear classifiers
<http://www.stanford.edu/class/cs224n/handouts/MaxentTutorial-16x9-FeatureClassifiers.pdf>
- **Goldwater:** naïve Bayes & MaxEnt examples
http://www.inf.ed.ac.uk/teaching/courses/fnlp/lectures/07_slides.pdf
- **O'Connor:** MaxEnt—incl. step-by-step examples, comparison to naïve Bayes
<http://people.cs.umass.edu/~brenocon/inlp2015/04-logreg.pdf>
- **Daumé:** “The Perceptron” (*A Course in Machine Learning*, ch. 3)
http://www.ciml.info/dl/v0_8/ciml-v0_8-ch03.pdf
- **Neubig:** “The Perceptron Algorithm”
<http://www.phontron.com/slides/nlp-programming-en-05-perceptron.pdf>

Further Reading: Advanced

- **Neubig:** “Advanced Discriminative Learning”—MaxEnt w/ derivatives, SGD, SVMs, regularization
<http://www.phontron.com/slides/nlp-programming-en-06-discriminative.pdf>
- **Manning:** generative vs. discriminative, MaxEnt likelihood function and derivatives
<http://www.stanford.edu/class/cs224n/handouts/MaxentTutorial-16x9-MEMMs-Smoothing.pdf>, slides 3–20
- **Daumé:** linear models
http://www.ciml.info/dl/v0_8/ciml-v0_8-ch06.pdf
- **Smith:** A variety of loss functions for text classification
<http://courses.cs.washington.edu/courses/cse517/16wi/slides/tc-intro-slides.pdf> & <http://courses.cs.washington.edu/courses/cse517/16wi/slides/tc-advanced-slides.pdf>